

Scaled data based on original data using
LM-79-08 Approved Method: Electrical and Photometric Measurements of Solid-
State Lighting Products

Test Report Prepared for
Cooper Lighting Solutions
(formerly Eaton)

Brand: McGRAW-EDISON

Report Number: P594217

Luminaire Tested: **ISC-PA1D-735-U-5WQ**

Issue Date: 3/22/2022

Test Information

Test Method: LM-79-08
Report Number: P594217
TEST IS SCALED FROM IESNA LM-79-08 TEST DATA (G1-2201-510-14)
Test Lab: INNOVATION CENTER
Issue Date: 3/22/2022
Manufacturer: COOPER LIGHTING SOLUTIONS (FORMERLY EATON)
Product Line: MCGRAW-EDISON
Catalog Number: ISC-PA1D-735-U-5WQ
Description: IMPACT ELITE LED CYLINDER LUMINAIRE
(1) 70 CRI, 3500K, 800mA LIGHT ENGINE WITH 24 LEDS AND TYPE V WIDE OPTICS
Light Source: -
Ballast/Driver: ELECTRONIC DRIVER

Summary

Lumens per Lamp: N/A
Luminaire Lumens: 8058 lumens
Efficiency: N/A
Efficacy: 127.9 lumens/watt
Luminous Opening: Rectangular (W 0.75' x L: 0.5' x H: 0')
IES Classification: Type V - Medium
BUG Rating: B3 - U0 - G2

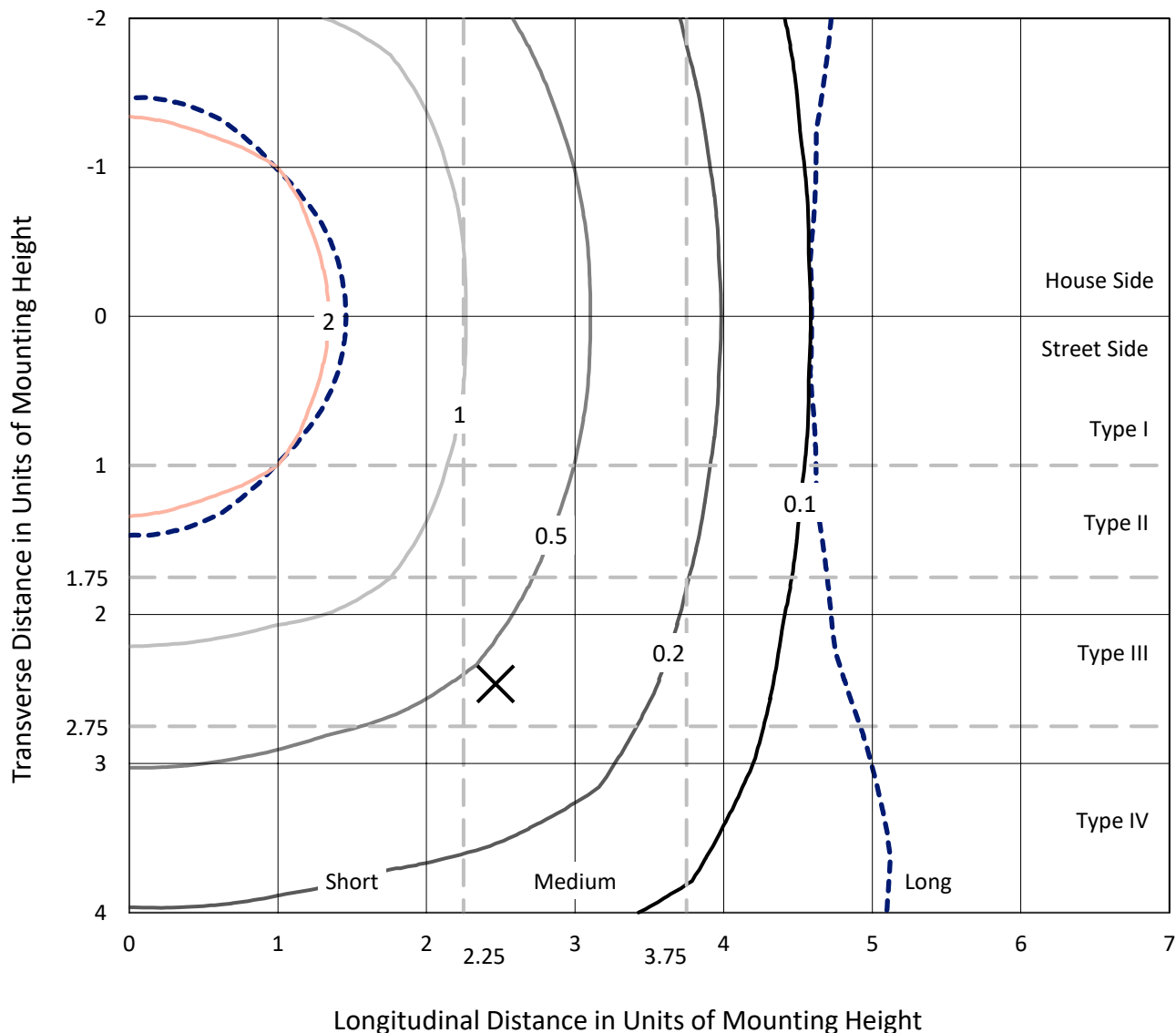
Input Watts (W): 63
Input Voltage (V): NR
Input Current (Ain): NR
Voltage Rise (V): NR
Power Factor: NR
Total Harmonic Distortion (THDi): NR
Frequency (hertz): 60
Stabilization Time: NR
Operation Time: NR
Ambient Temperature (°C): NR
Test Distance: 28.75 FT



REPORT NUMBER: P594217
 CATALOG NUMBER: ISC-PA1D-735-U-5WQ

Iso-Footcandle Lines of Horizontal Illumination

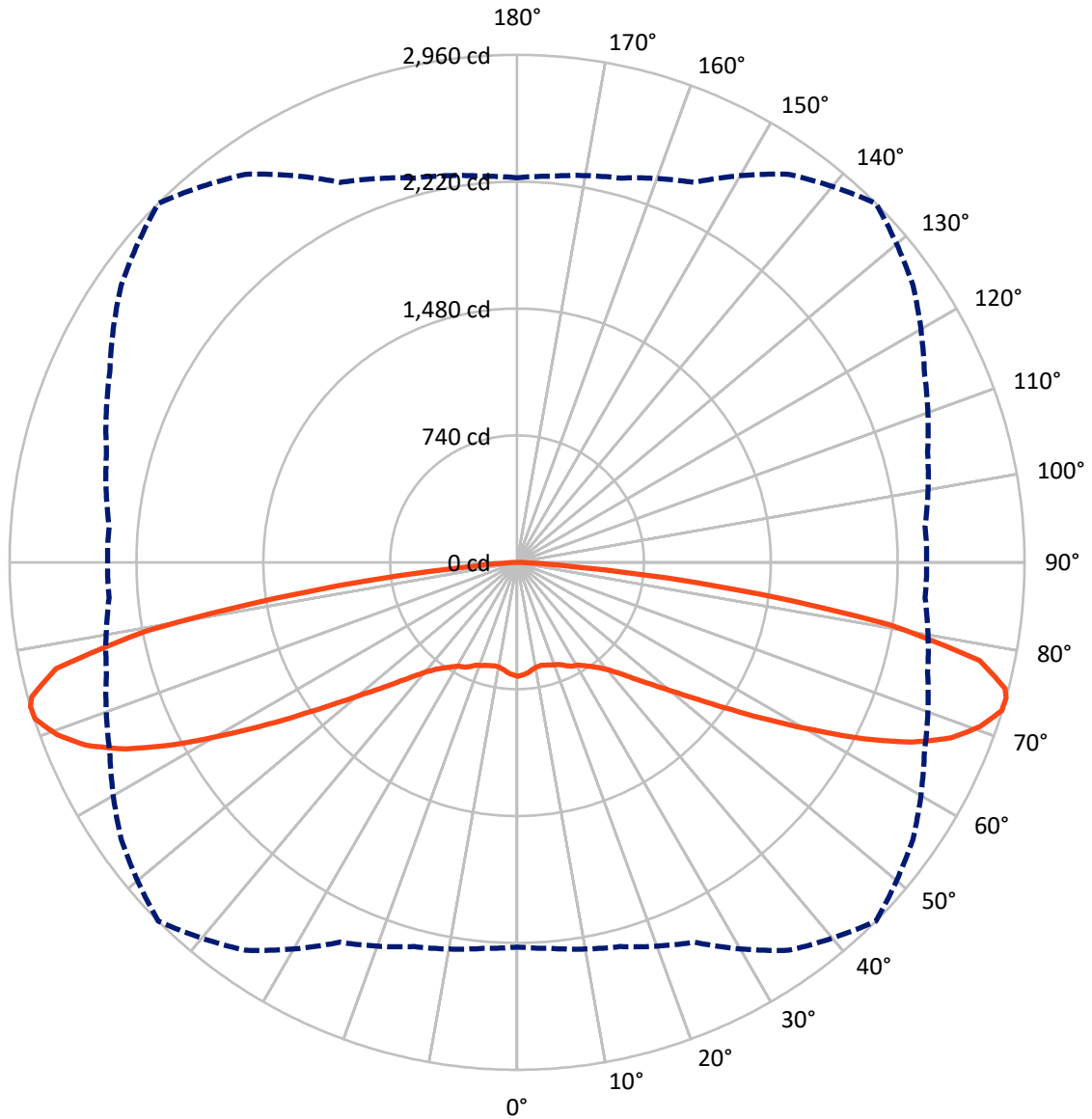
× Max cd
 - - - 1/2 Max cd



Based on 12 foot mounting height. Maximum calculated value = 4.6 fc
 Type V - Medium - N/A

REPORT NUMBER: P594217
CATALOG NUMBER: ISC-PA1D-735-U-5WQ

Luminous Intensity Polar Plot



— Vertical Plane Through 45-Deg Lateral - - - Horizontal Cone Through 74-Deg Vertical

REPORT NUMBER: P594217
 CATALOG NUMBER: ISC-PA1D-735-U-5WQ

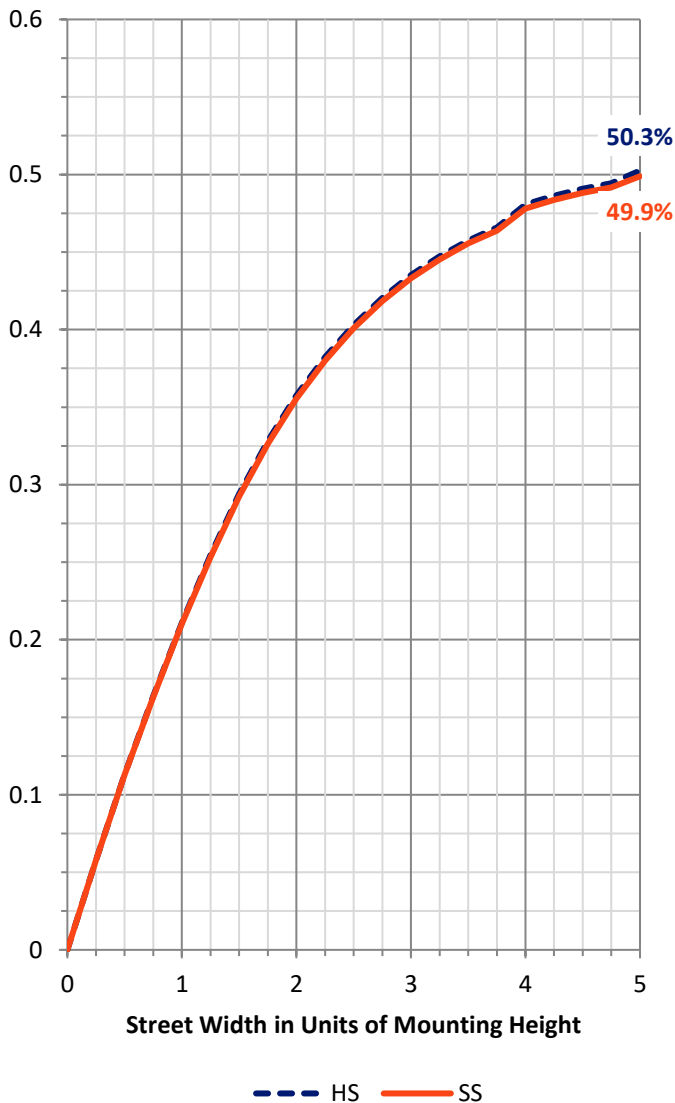
FLUX DISTRIBUTION:

		Downward	Upward	Total
House Side	Lumens	4029.0	0.0	4029.0
	% Fixture	50.0	0.0	50.0
Street Side	Lumens	4029.0	0.0	4029.0
	% Fixture	50.0	0.0	50.0
Total	Lumens	8058.0	0.0	8058.0
	% Fixture	100.0	0.0	100.0

Coefficient of Utilization

ZONAL LUMENS:

Zone	Lumens	% Fixture
0°-10°	60.9	0.8
10°-20°	178.5	2.2
20°-30°	308.3	3.8
30°-40°	472.2	5.9
40°-50°	768.2	9.5
50°-60°	1332.2	16.5
60°-70°	2206.3	27.4
70°-80°	2387.2	29.6
80°-90°	344.0	4.3
90°-100°	0.0	0.0
100°-110°	0.0	0.0
110°-120°	0.0	0.0
120°-130°	0.0	0.0
130°-140°	0.0	0.0
140°-150°	0.0	0.0
150°-160°	0.0	0.0
160°-170°	0.0	0.0
170°-180°	0.0	0.0
0°-90°	8058.0	100.0
0°-180°	8058.0	100.0



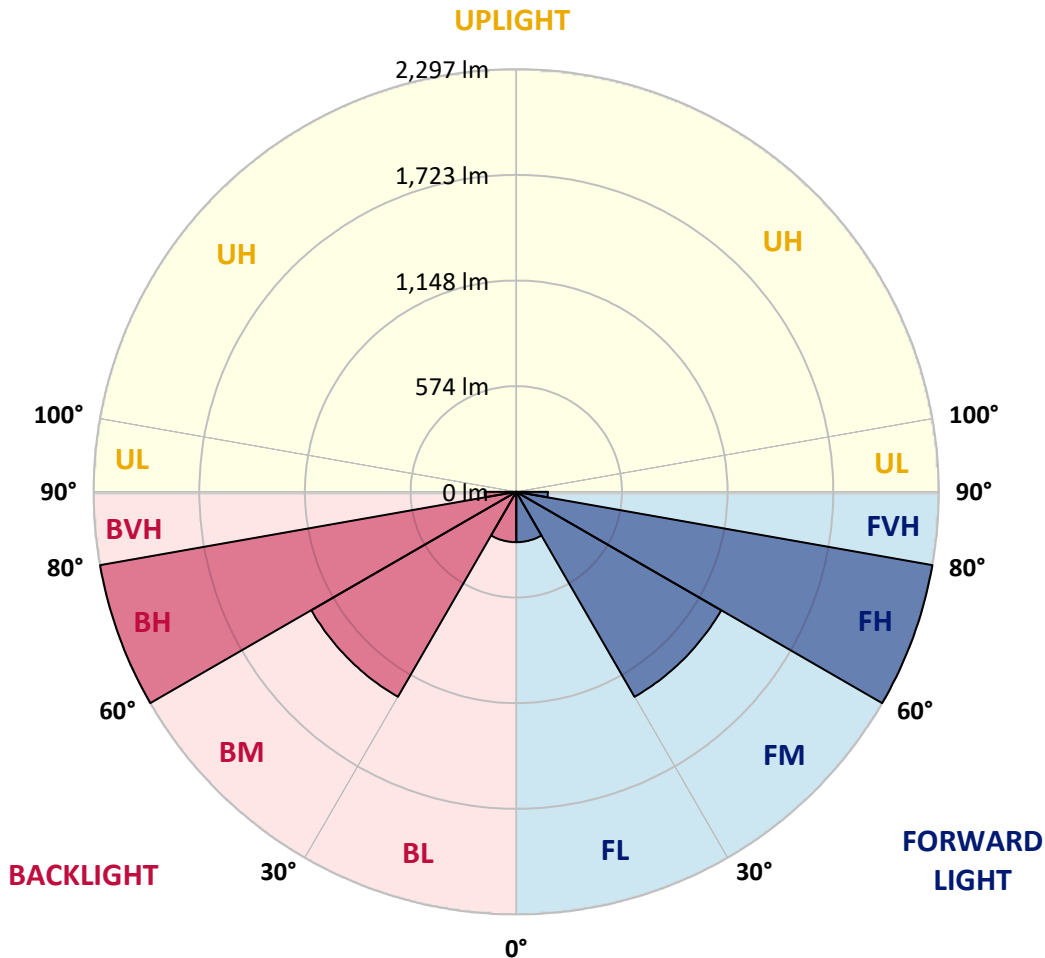
REPORT NUMBER: P594217
 CATALOG NUMBER: ISC-PA1D-735-U-5WQ

LUMINAIRE CLASSIFICATION SYSTEM LUMEN TABLE AND BUG RATING:

Zone	Lumens	% Fixture	Zone Rating/Lumen Limit		
			B	U	G
FL (0°-30°)	273.9	3.4			
FM (30°-60°)	1286.3	16.0			
FH (60°-80°)	2296.8	28.5			G2/5000
FVH (80°-90°)	172.0	2.1			G2/225
BL (0°-30°)	273.9	3.4	B1/500		
BM (30°-60°)	1286.3	16.0	B2/2500		
BH (60°-80°)	2296.8	28.5	B3/2500		G2/5000
BVH (80°-90°)	172.0	2.1			G2/225
UL (90°-100°)	0.0	0.0		U0/0	
UH (100°-180°)	0.0	0.0		U0/0	

BUG Rating: B3-U0-G2

Type V Medium





REPORT NUMBER: P594217
 CATALOG NUMBER: ISC-PA1D-735-U-5WQ

CANDELA DISTRIBUTION (FULL):

	0°	5°	15°	25°	35°	45°	55°	65°	75°	85°	90°
0°	664.8	664.8	664.8	664.8	664.8	664.8	664.8	664.8	664.8	664.8	664.8
2.5°	655.2	657.1	657.1	655.2	657.1	657.1	657.1	659.0	657.1	660.9	659.0
5°	645.6	645.6	647.5	645.6	645.6	647.5	645.6	649.4	647.5	651.3	647.5
7.5°	630.3	630.3	630.3	630.3	632.2	632.2	632.2	636.0	636.0	636.0	634.1
10°	626.4	624.5	624.5	620.7	620.7	620.7	618.8	624.5	626.4	630.3	628.4
12.5°	628.4	628.4	624.5	620.7	618.8	616.9	616.9	622.6	628.4	630.3	630.3
15°	636.0	636.0	630.3	622.6	622.6	622.6	620.7	622.6	632.2	636.0	632.2
17.5°	641.8	639.9	634.1	630.3	630.3	628.4	628.4	628.4	634.1	639.9	639.9
20°	651.3	651.3	643.7	639.9	639.9	637.9	636.0	634.1	639.9	647.5	645.6
22.5°	664.8	660.9	655.2	651.3	649.4	647.5	643.7	645.6	649.4	655.2	655.2
25°	674.3	674.3	668.6	666.7	668.6	668.6	662.8	659.0	660.9	666.7	666.7
27.5°	678.2	678.2	674.3	674.3	682.0	685.8	678.2	670.5	666.7	672.4	670.5
30°	693.5	693.5	689.7	687.7	693.5	695.4	691.6	685.8	683.9	689.7	687.7
32.5°	720.3	718.4	712.7	706.9	708.8	718.4	710.7	708.8	708.8	714.6	716.5
35°	751.0	747.1	741.4	735.6	737.6	747.1	739.5	739.5	741.4	749.1	749.1
37.5°	795.0	791.2	783.5	770.1	768.2	779.7	777.8	779.7	787.4	791.2	795.0
40°	842.9	841.0	831.4	819.9	818.0	825.7	827.6	831.4	839.1	842.9	844.8
42.5°	911.9	908.1	892.7	881.2	879.3	888.9	892.7	896.6	906.1	910.0	913.8
45°	996.2	994.3	977.0	963.6	957.9	971.3	971.3	975.1	984.7	992.3	992.3
47.5°	1088.1	1086.2	1072.8	1057.5	1059.4	1069.0	1067.1	1069.0	1076.6	1084.3	1090.1
50°	1191.6	1185.8	1170.5	1166.7	1176.3	1185.8	1178.2	1176.3	1187.8	1191.6	1189.7
52.5°	1304.6	1298.9	1291.2	1291.2	1314.2	1331.4	1325.7	1308.4	1308.4	1306.5	1304.6
55°	1438.7	1434.9	1433.0	1442.5	1480.9	1515.3	1494.3	1461.7	1448.3	1440.6	1444.5
57.5°	1578.6	1569.0	1586.2	1607.3	1683.9	1733.7	1701.2	1639.9	1620.7	1605.4	1597.7
60°	1720.3	1716.5	1741.4	1791.2	1900.4	1984.7	1940.6	1839.1	1804.6	1770.1	1770.1
62.5°	1858.3	1854.4	1890.8	1967.5	2139.9	2264.4	2183.9	2055.6	1988.5	1936.8	1929.1
65°	2024.9	2019.2	2059.4	2141.8	2371.7	2528.8	2427.2	2258.6	2178.2	2107.3	2097.7
67.5°	2160.9	2160.9	2214.6	2316.1	2567.1	2731.8	2605.4	2459.8	2365.9	2293.1	2285.5
70°	2291.2	2302.7	2342.9	2442.6	2716.5	2865.9	2751.0	2620.7	2536.4	2463.6	2456.0
72.5°	2346.8	2362.1	2402.3	2500.0	2781.6	2956.0	2821.9	2672.4	2582.4	2509.6	2500.0
74°	2243.3	2260.6	2320.0	2444.5	2762.5	2959.8	2818.0	2620.7	2479.0	2388.9	2388.9
75°	2126.5	2149.5	2220.3	2354.4	2722.3	2938.7	2777.8	2538.3	2341.0	2235.7	2241.4
77.5°	1639.9	1689.7	1766.3	1977.0	2442.6	2758.7	2469.4	2036.4	1720.3	1563.2	1559.4
80°	467.4	536.4	710.7	1180.1	1856.3	2197.3	1814.2	1205.0	850.6	647.5	622.6
82.5°	113.0	132.2	182.0	333.3	793.1	1241.4	898.5	394.6	237.6	155.2	124.5
85°	47.9	51.7	82.4	114.9	218.4	329.5	208.8	134.1	97.7	44.1	42.1
87.5°	17.2	19.2	30.7	30.7	46.0	26.8	47.9	32.6	34.5	11.5	11.5
90°	0.0	0.0	0.0	0.0	0.0	0.0	0.0	0.0	0.0	0.0	0.0

(END OF REPORT)